

**DJE - Zins Global XP (EUR)**

Invests worldwide in government and corporate bonds

**Fund Facts**

ISIN	LU0229080659
WKN	A0F566
Bloomberg	DJERGP LX
Reuters	LU0229080659.LUF
Asset Class	Fund Global Bond - EUR Biased
Minimum Equity	none
Partial Exemption of Income <sup>1</sup>	none
Investment Company <sup>2</sup>	DJE Investment S.A.
Fund Management	DJE Kapital AG
Type of Share	payout <sup>2</sup>
Financial Year	01/01 - 31/12
Launch Date	18/01/2007
Fund Currency	EUR
Fund Size (30/04/2024)	146.51 million EUR
TER p.a. (29/12/2023) <sup>2</sup>	0.70%

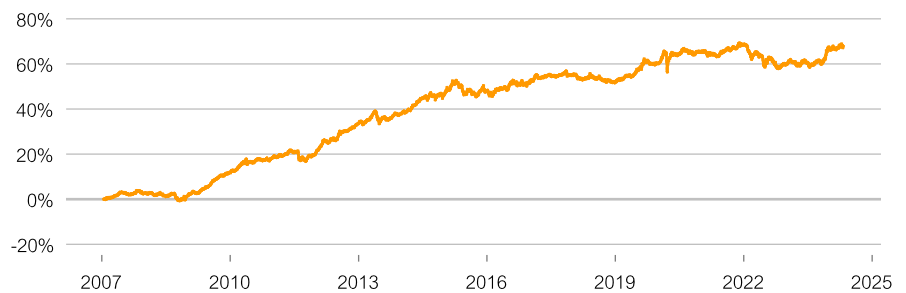
This sub-fund/fund promotes ESG features in accordance with Article 8 of the Disclosure Regulation (EU Nr. 2019/2088).<sup>3</sup>

**Ratings & Awards<sup>4</sup> (30/04/2024)****Morningstar Rating Overall<sup>5</sup>** ★★★★★**Investment Strategy**

DJE - Zins Global invests in bonds from around the world. The fund may take advantage of both international interest rate differentials and currency fluctuations. The broad investment universe offers the option of reacting flexibly to market movements. There is an emphasis on a balanced mix of bonds to achieve a reasonable return. The investment levels in both government and corporate bonds as well as maturities are actively managed. Foreign currency bonds are hedged depending on market conditions.

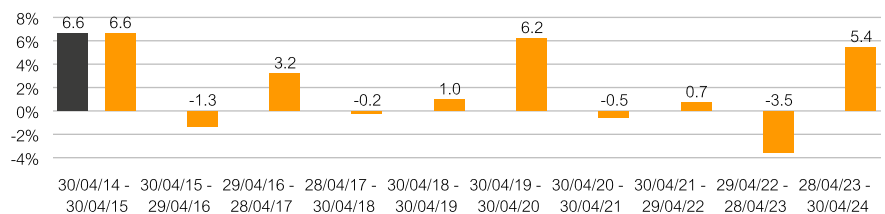
**Performance in % since inception (18/01/2007)**

■ DJE - Zins Global XP (EUR)

**Rolling Performance over 10 Years in %**

■ Fund (net) in consideration with the maximum issue surcharge of 0.00%

■ Fund (gross) DJE - Zins Global XP (EUR)

**Performance in %**

	MTD	YTD	1 Yr	3 Yrs	5 Yrs	10 Yrs	SI
Fund	-0.24%	0.42%	5.44%	2.44%	8.21%	18.36%	67.89%
Fund p.a.	-	-	-	0.81%	1.59%	1.70%	3.04%

Source for all performance data: Anevis Solutions GmbH, own illustration. As at: 30/04/2024.

The Funds are actively managed by DJE and, where a benchmark index is indicated, without reference to it. The presented charts and tables concerning performance are based on our own calculations according to the gross performance (BVI) method<sup>2</sup> and illustrate past development. Past performance is not indicative for future returns. The BVI method takes into account all costs incurred at the fund level (e.g. management fees), the net performance and the issue fee. Additional individual costs may be incurred at the customer level (e.g. custodian fees, commission and other charges). Model calculation (net): an investor wishes to purchase shares for Euro 1,000. With a maximum issue surcharge of 0.00%, he has to spend a one-off amount of Euro 0.00 when making the purchase. In addition, there may be custodian costs that reduce performance. The custodian costs are decided by your bank's price list and service charges

1 | The fiscal treatment depends on the personal circumstances of the respective client and can be subject of change in the future.

2 | see also on ([www.dje.de/DE\\_en/fonds/fondswissen/glossar](http://www.dje.de/DE_en/fonds/fondswissen/glossar))

3 | see also on ([www.dje.de/en-de/company/about-us/invest-sustainably/](http://www.dje.de/en-de/company/about-us/invest-sustainably/))

4 | Awards and many years of experience do not guarantee investment success. Sources on homepage (<https://www.dje.de/en-de/company/about-us/awards--ratings/2023/>)

**DJE - Zins Global XP (EUR)**

Invests worldwide in government and corporate bonds

**Asset Allocation in % of Fund Volume**

Bonds	94.91%
Cash	5.09%

As at: 30/04/2024.

The asset allocation may differ marginally from 100% due to the addition of rounded figures.

**Country allocation total portfolio (% NAV)**

United States	34.23%
Italy	19.89%
Germany	17.56%
Netherlands	7.01%
Sweden	2.46%

As at: 30/04/2024.

**Average rating of the bonds in the portfolio: BBB**

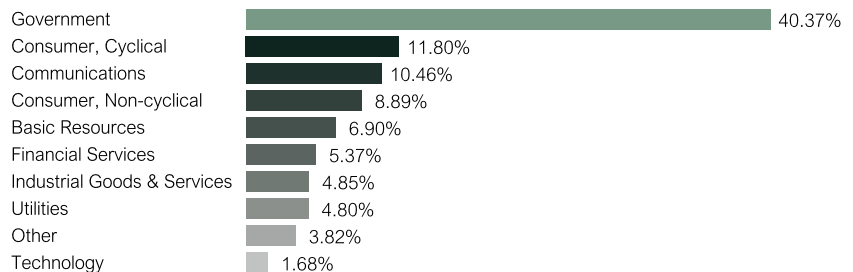
As at: 30/04/2024. The figure refers to the bond portfolio including bond derivatives and cash.

**Fund Prices per 30/04/2024**

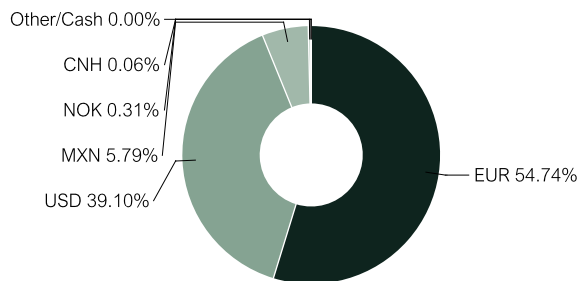
Bid	139.86 EUR
Offer	139.86 EUR

**Fees<sup>1</sup>**

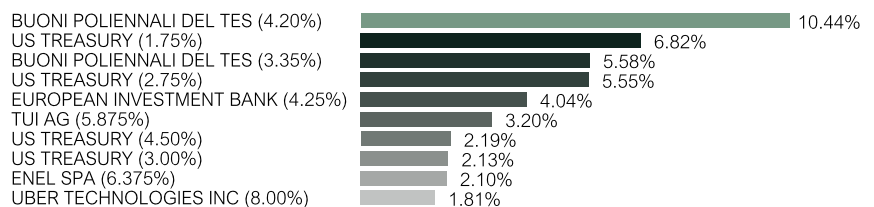
Initial Charge	0.00%
Management Fee p.a.	0.43%
Custodian Fee p.a	0.06%

**Top Ten Sectors in % of Fund Volume**

As at: 30/04/2024.

**Currency Exposure (% NAV)**

Data: Anevis Solutions GmbH, own illustration. As at: 30/04/2024. Note: Cash position is included here because it is not assigned to any country or currency.

**Top Ten Holdings in % of Fund Volume**

As at: 30/04/2024. When buying a fund, one acquires shares in the said fund, which invests in securities such as shares and/or in bonds, but not the securities themselves.

**Risk Measures<sup>1</sup>**

Standard Deviation (1 year)	3.04%	Maximum Drawdown (1 year)	-1.97%
Value at Risk (99% / 20 days)	-1.87%	Sharpe Ratio (1 year)	0.90

As at: 30/04/2024.

**Target Group****The Fund is Suitable for Investors**

- + with a medium- to long-term investment horizon
- + who seek to benefit from a broad universe of investment opportunities in the bond sector
- + who prefer selective securities picking by an experienced fund manager

**The Fund is not Suitable for Investors**

- with a short-term investment horizon
- who prefer higher yields with correspondingly higher risk
- who are not prepared to accept any volatility

<sup>1</sup> | See Key Information Document (PRIIPs KID) under <https://www.dje.de/en-de/investment-funds/productdetail/LU0229080659#downloads>

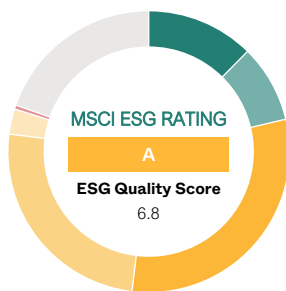
# DJE - Zins Global XP (EUR)

Invests worldwide in government and corporate bonds



### Evaluation by MSCI ESG Research

MSCI ESG Rating (AAA-CCC)	A
ESG Quality Score (0-10)	6.8
Environmental score (0-10)	6.5
Social score (0-10)	5.6
Governance score (0-10)	6.2
ESG Rating compared to Peer Group (100% = best value)	28.19%
Peer Group	Bond Global EUR (635 Funds)
ESG Coverage	80.36%
Weighted Average Carbon Intensity (tCO <sub>2</sub> e / \$M sales)	86.49



AAA	12.38%	BB	2.90%
AA	8.91%	B	0.46%
A	30.60%	CCC	0.00%
BBB	25.10%	Not Rated	19.64%

### ESG Rating What it means

AAA, AA	<b>Leader:</b> The companies that the fund invests in show strong and/or improving management of financially relevant environmental, social and governance issues. These companies may be more resilient to disruptions arising from ESG events.
A, BBB, BB	<b>Average:</b> The fund invests in companies that show average management of ESG issues, or in a mix of companies with both above-average and below-average ESG risk management.
B, CCC	<b>Laggard:</b> The fund is exposed to companies that do not demonstrate adequate management of the ESG risks that they face, or show worsening management of these issues. These companies may be more vulnerable to disruptions arising from ESG events.
Not Rated	Companies in the fund's portfolio that are not yet rated by MSCI, but these are rated as part of our own analysis.

Source: MSCI ESG Research as at 30/04/2024  
 Information on the sustainability-relevant aspects of the funds can be found at [www.dje.de/en-de/company/about-us/Invest-sustainably/](http://www.dje.de/en-de/company/about-us/Invest-sustainably/)

### Investment Approach

DJE - Zins Global invests worldwide in a broadly diversified portfolio of high-quality government and corporate bonds. High-yield and emerging market bonds can be added. The selection of individual bonds depends largely on a fundamental assessment of the debtor's solvency and the corresponding yield valuation. The fund management emphasises a balanced mix of bonds with an attractive risk/reward ratio and strives to achieve an appropriate return. The currency risk of securities not denominated in euros can be partially or fully hedged depending on the market situation. The fund thus offers easy access to the global bond market and can serve as a basic investment.

### Investment universe - drawing on the full potential



Source: DJE Kapital AG. For illustrative purposes only.

### Opportunities

- + Global bond fund with a focus on high-quality bonds.
- + Broad diversification across countries, sectors, issuers and credit ratings.
- + Active interest rate, maturity and risk management.

### Risks

- Bonds are subject to price risks when interest rates rise.
- Bonds are also subject to country risks and the creditworthiness and liquidity risks of their issuers.
- In the case of securities not denominated in euros, there is a currency risk for euro investors.

## DJE - Zins Global XP (EUR)

Invests worldwide in government and corporate bonds



### Fund Manager



**Dr. Jens Ehrhardt**

Responsible Since 18/01/2007

Dr Jens Ehrhardt is the founder and CEO of DJE. He received his doctorate in 1974, the same year he founded today's DJE Kapital AG, which he has managed from the outset. From his doctorate, he developed the DJE investment method, FMM, which has been continuously refined to this day and takes fundamental, monetary and market indicators into account.



**Tobias Geishauser**

Responsible Since 09/03/2023

Tobias Geishauser joined DJE in 2022. The bond specialist is co-fund manager of DJE - Zins Global and is responsible for other fixed-income special funds as a portfolio manager. Before joining DJE, he worked in fixed-income trading at a private bank and was also responsible for managing the interest rate book.

### DJE Kapital AG

DJE Kapital AG is part of the DJE Group, can draw on around 50 years of experience in asset management and is today one of the leading bank-independent financial service providers in German-speaking Europe. Our investment strategy, both in equities and bonds, is based on the FMM method developed in-house: a systematic analysis which takes three views on securities and the financial markets – fundamental, monetary and market-technical. DJE follows sustainability criteria when selecting securities, takes into account selected sustainable development goals, avoids or reduces adverse sustainability impacts and is a signatory to the United Nations "Principles for Responsible Investment".

Signatory of:



### Contact

DJE Investment S.A.  
+352 2692522-0  
info@dje.lu  
www.dje.lu

DJE Kapital AG  
+49 89 790453-0  
info@dje.de  
www.dje.de

5 | Morningstar, Inc. All Rights Reserved. The information contained herein: (1) is proprietary to Morningstar and/or its content providers; (2) may not be copied or distributed; and (3) is not warranted to be accurate, complete or timely. Neither Morningstar nor its content providers are responsible for any damages or losses arising from any use of this information. Past performance is no guarantee of future results.

### Monthly Commentary

The bond markets were volatile in April. The US economy grew by 1.6% in the first quarter compared to the previous quarter - weaker than expected, but significantly stronger than the eurozone, whose economy grew by 0.3% and was thus able to avoid a technical recession. The stock markets were weighed down by the fact that hopes of an imminent cut in key interest rates in the USA in view of the further rise in inflation (from 3.1% to 3.5% in March) turned into expectations that the current interest rate plateau would have to be maintained for some time to come. For the eurozone, however, the markets continue to expect a first rate cut in June, as inflation is still on the retreat here - the inflation rate stagnated at 2.4% in April and core inflation fell from 2.9% to 2.7% (both compared to the same month last year). However, with the correction on the equity markets, most bonds performed negatively: yields on European corporate bonds rose by 26 basis points and those on US corporate bonds by 43 basis points. US high-yield bonds also yielded 45 basis points higher at 8.11%. High-quality government bonds also performed negatively: 10-year German government bonds yielded 19 basis points higher at 2.58% and their US counterparts 38 basis points higher at 4.68%. European high-yield bonds were a positive outlier, benefiting from the continued intact expectations of interest rate cuts in the eurozone. Their yield fell by 61 basis points to 6.95%. Against this market backdrop, the DJE - Zins Global fell by -0.24%. The fund's performance was negatively impacted by the broad rise in yields across almost all bond types. The devaluation of the Mexican peso also weighed on the fund's performance. On the other hand, the fund benefited from the appreciation of the US dollar against the euro. Over the course of the month, the fund management subscribed to a new issue of a US corporate bond from the commodities sector. In return, it reduced corporate bonds from the telecommunications, finance and technology sectors. As a result of the adjustments, the proportion of corporate bonds fell in favour of higher liquidity - the fund's liquidity rose from 2.80% to 5.09%. The fund management reduced the modified duration of the fund from 3.62% to 3.33% due to the increased risk premiums. The fund's total investment ratio fell from 97.20% to 94.91%.

### Legal Information

This is a marketing advertisement. Please read the prospectus of the relevant fund and the key information document (PRIIPs KID) before making a final investment decision. This also contains detailed information on opportunities and risks. These documents can be obtained free of charge in German at [www.dje.de](http://www.dje.de) under the relevant fund. A summary of investor rights can be accessed in German free of charge in electronic form on the website at [www.dje.de/summary-of-investor-rights](http://www.dje.de/summary-of-investor-rights). The Funds described in this Marketing Announcement may have been notified for distribution in different EU Member States. Investors should note that the relevant management company may decide to discontinue the arrangements it has made for the distribution of the units of your funds in accordance with Directive 2009/65/EC and Article 32a of Directive 2011/61/EU. All information published here is for your information only, is subject to change and does not constitute investment advice or any other recommendation. The sole binding basis for the acquisition of the relevant fund is the above-mentioned documents in conjunction with the associated annual report and/or the semi-annual report. The statements contained in this document reflect the current assessment of DJE Kapital AG. The opinions expressed may change at any time without prior notice. All information in this overview has been provided with due care in accordance with the state of knowledge at the time of preparation. However, no guarantee or liability can be assumed for the correctness and completeness.